

WARSZAWA

ŁÓDŹ



DUOPOLIS

WARSZAWA ŁÓDŹ DUOPOLIS



**MOST VIBRANT
ECONOMIC AREA IN CEE**

TREND! WARSZAWA HEADQUARTERS
AND ŁÓDŹ BACKOFFICE

MODERN
RAILWAY
STATION



ŁÓDŹ

60 MIN BY TRAIN

60 MIN
BY HIGHWAY



WARSZAWA

**FINISHED
PROJECTS !**



**IT TAKES LESS TIME TO GET
TO ŁÓDŹ CENTER FROM WARSAW CENTER
THAN FROM SUBURBS OF WARSAW
TO WARSAW CENTER**

DUOPOLIS IN NUMBERS !

- **3 MLN PEOPLE**
- **350 K STUDENTS**
- **55 K PEOPLE IN BSS SECTOR**

WARSZAWA ŁÓDŹ DUOPOLIS



**MOST VIBRANT
ECONOMIC AREA IN CEE**

**PROJECTS
IN PROGRESS!**

**POLISH
CENTRAL AIRPORT**

**SECOND BIGGEST
AMUSMENT PARK
IN EUROPE**



ŁÓDŹ



1ST LANE



WARSZAWA

**HIGH SPEED TRAIN PROJECT WITH ŁÓDŹ
AS THE CENTRAL RAILWAY STATION**

SECOND BIGGEST AMUSEMENT PARK IN EUROPE



INCLUDING BIGGEST COVERED WATER PARK IN EUROPE

200 HECTARES



LOCATED BETWEEN WARSZAWA AND ŁÓDŹ

70 KM AWAY FROM ŁÓDŹ

400 HECTARES IN TOTAL

OVER 600 JOBS !

CENTRAL POLISH AIRPORT



WHY?

„Polish airports last year serviced nearly 34 million passengers, 12 percent more than in 2015, according to the latest data from the country’s Civil Aviation Authority”

„Poland would have 50 million passengers travelling by air in 2030, though the figure could be 60 million.”

WHERE?

BETWEEN WARSZAWA AND ŁÓDŹ

SIZE OF THE INVESTMENT ?

50 MILLION PASSENGERS A YEAR

WHEN?

UNTIL 2028

COMPARISON:

LONDON HEATHROW – 75 MLN

PARIS CHARLES DE GAULLE – 65 MLN

AMSTERDAM SCHIPHOL - 63 MLN

FRANKFURT 60 MLN



3RD BIGGEST RAILWAY STATION IN EUROPE

A nighttime photograph of a large railway station. The most prominent feature is the massive, illuminated steel truss roof structure, which is lit from within, creating a warm glow against the dark blue night sky. The station's facade is primarily glass, reflecting the lights. In the foreground, there are concrete walkways, a ramp with a glass railing, and some utility vehicles. The overall scene is a blend of modern architecture and functional infrastructure.

FUTURE POLISH'S NATIONAL RAILWAY
NETWORK CENTRAL STATION

INTEGRATION OF CAR,
BUS AND RAILWAY TRANSPORTATION

INVESTMENT WORTH 400 MLN EURO

THE NEW CENTRE OF ŁÓDŹ PROJECTS IN PROGRESS



CROSS-TOWN TUNNEL

AIM:

connecting
Łódź Fabryczna
railway station
with Łódź Kaliska
and Żabieniec
railway stations

CONTRACTOR:

PKP PLK S.A.



PROJECT DURATION:
2014-2022



TOTAL LENGTH:
7 KM



INCLUDING THE TUNNEL:
2,2 KM



ESTIMATED COST:
PLN 2.3 BILLION

INVESTMENTS IN THE NEW CENTRE OF ŁÓDŹ



1 ECI / CITY OF ŁÓDŹ



2 RESIDENTIAL / BGK



3 NOWA FABRYCZNA / SKANSKA



4 PRZYSTANEK MBANK / GHELAMCO



5 KOBRO SQUARE / CITY OF ŁÓDŹ




6 GHELAMCO

7 BRAMA MIASTA / SKANSKA



8 FABRYKA PRZEDSIĘBIORCZOŚCI / MARIANŃSKI GROUP



9 RESIDENTIAL / PROFBUD



10 RESIDENTIAL / SAMSON DOM



11 CENTRUM BIUROWE FABRYCZNA / JJ INVEST



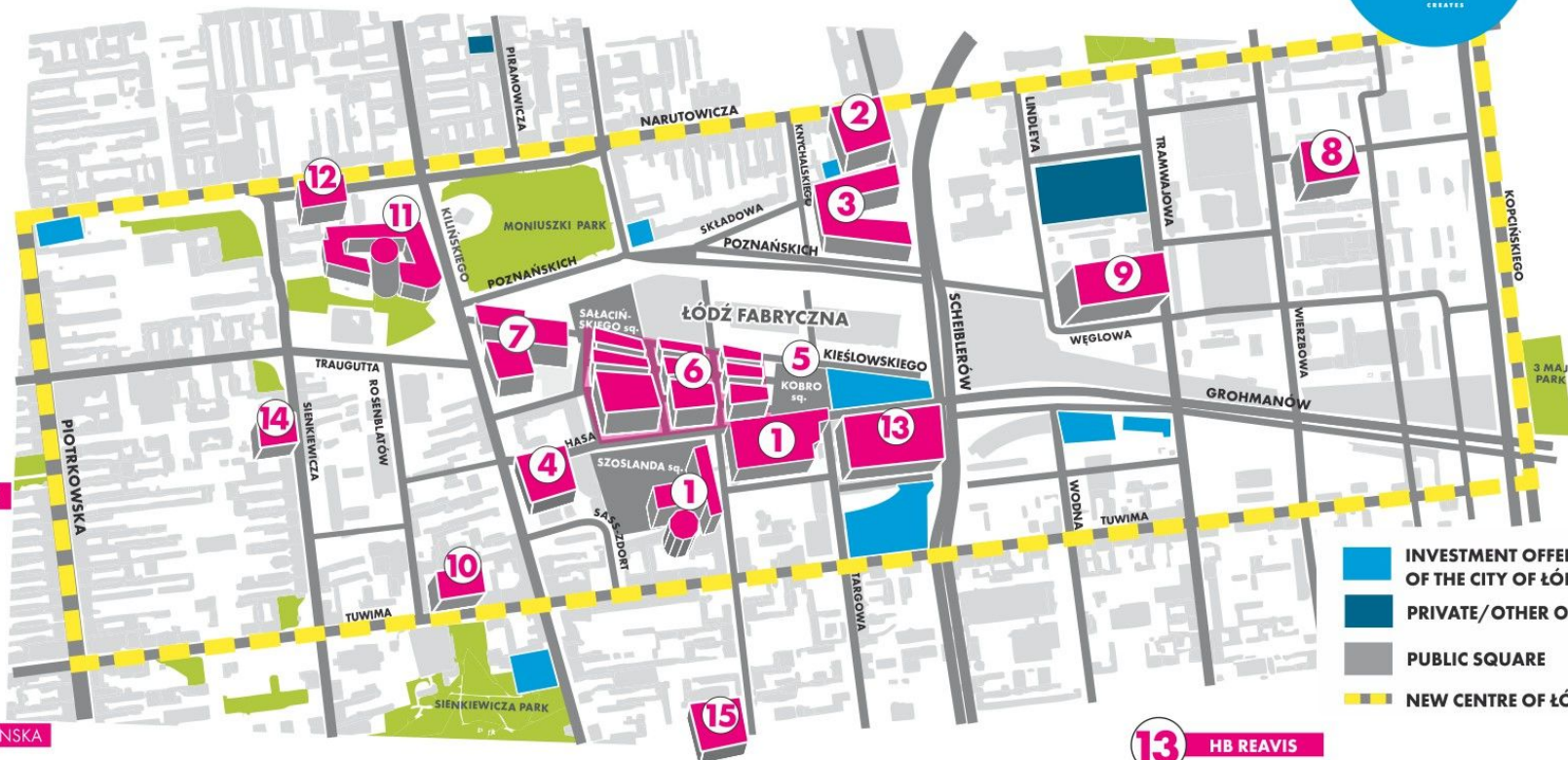
12 RESIDENTIAL / NEOINVEST

13 HB REAVIS

14 QUANTUM

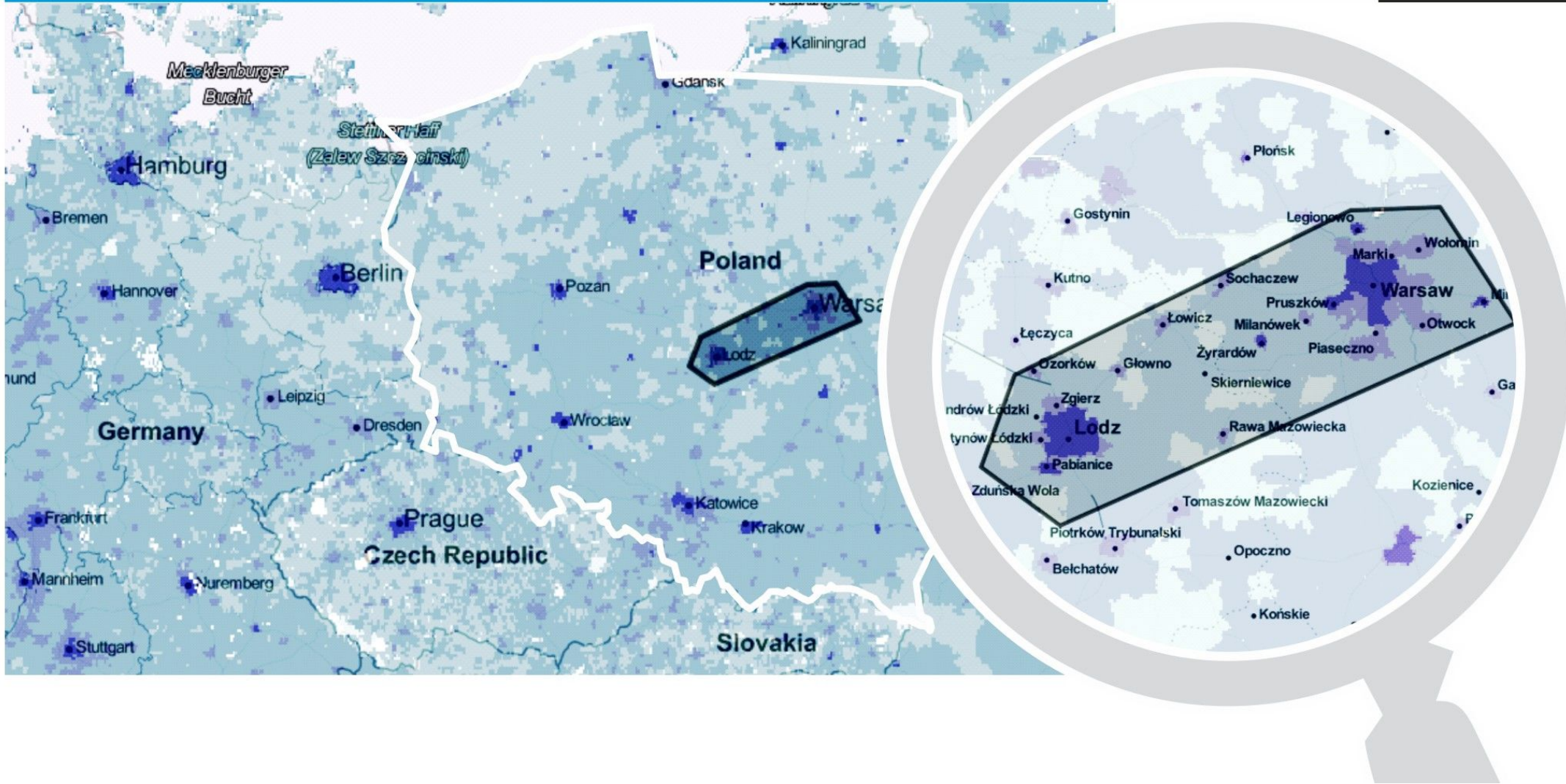


15 OFFICES / RESIDENTIAL / OKAM



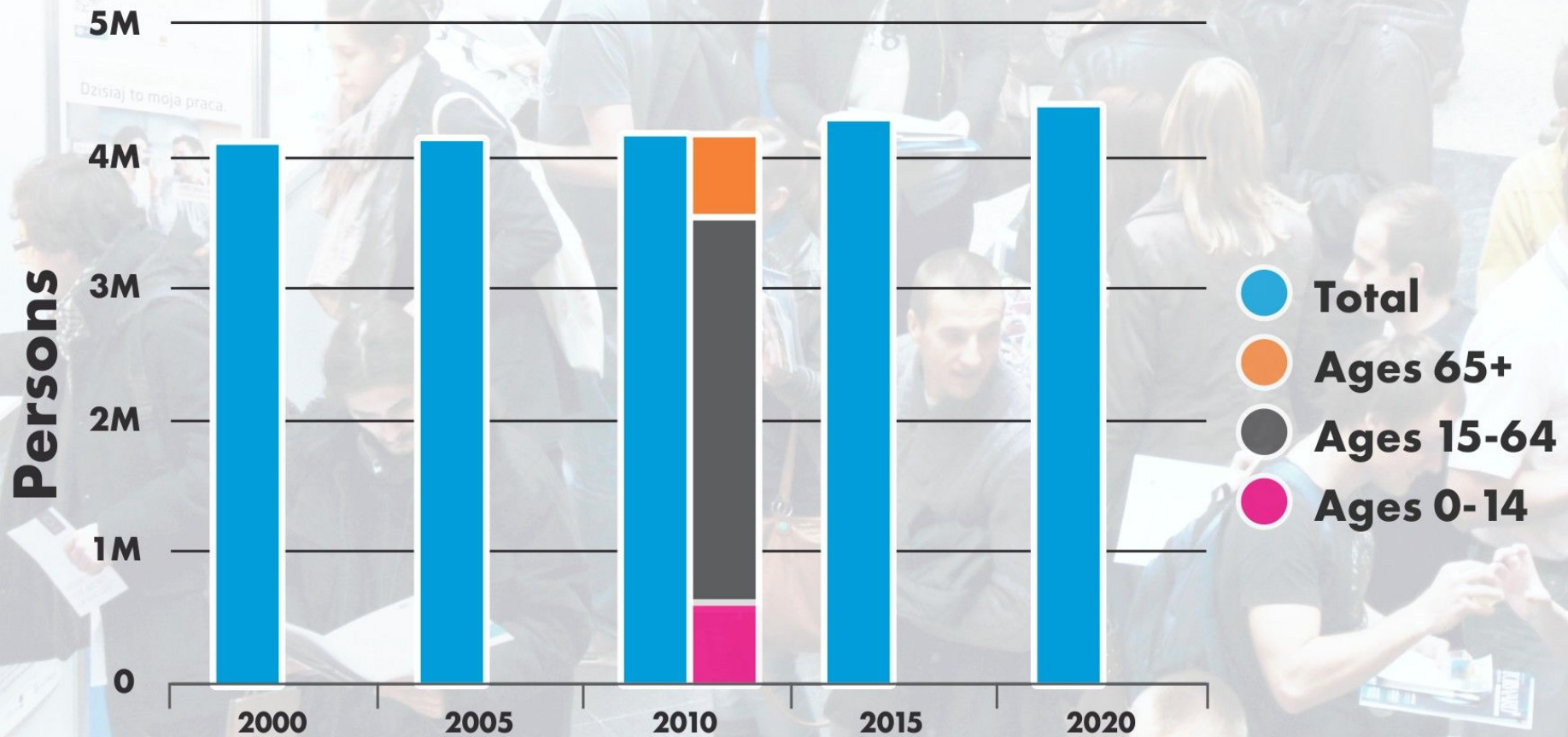
- INVESTMENT OFFER OF THE CITY OF ŁÓDŹ
- PRIVATE/OTHER OFFER
- PUBLIC SQUARE
- NEW CENTRE OF ŁÓDŹ

DUOPOLIS – HUMAN POTENTIAL

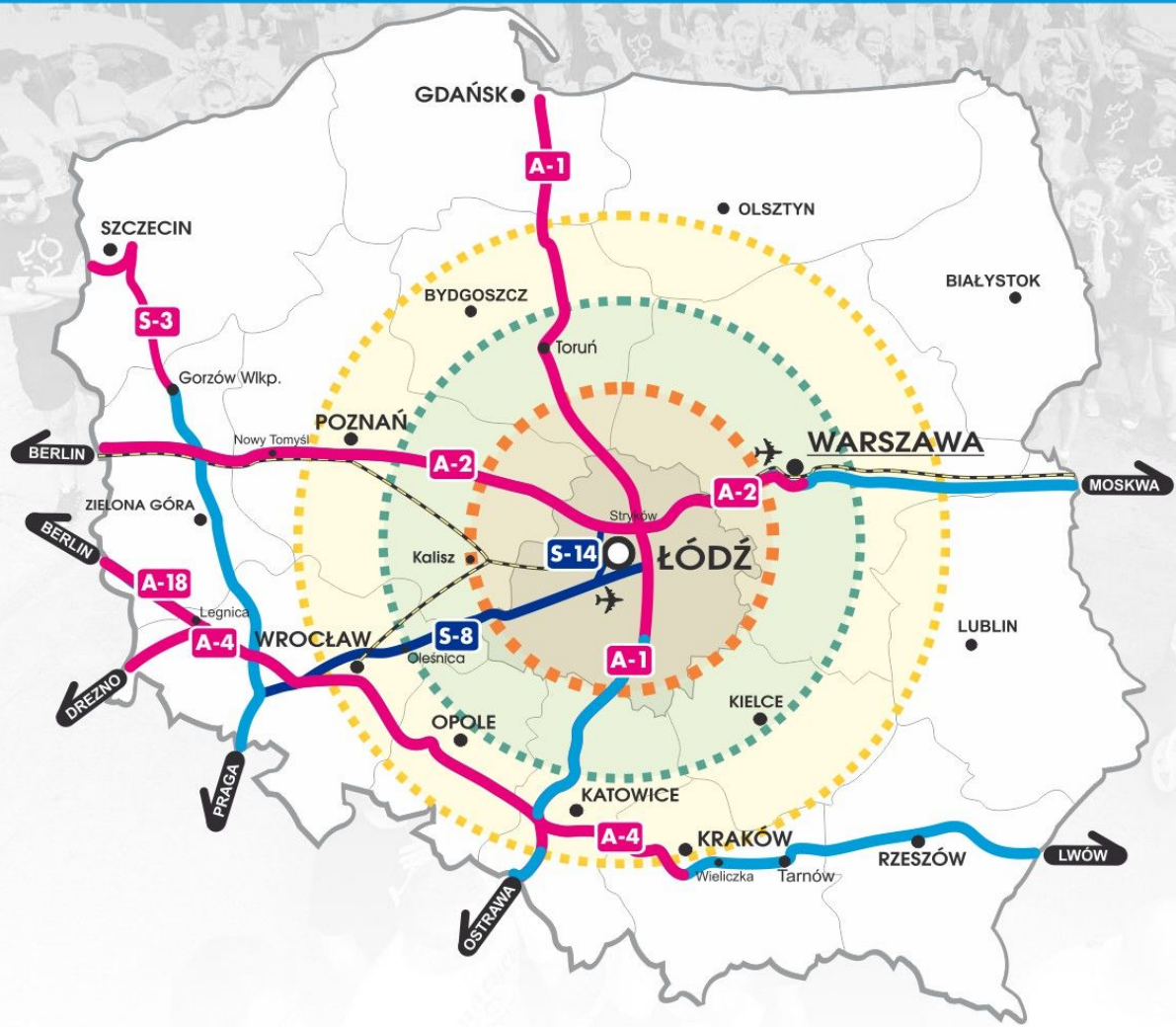


DUOPOLIS – HUMAN POTENTIAL

DUOPOLIS
WARSAW-ŁÓDŹ



ESTIMATED POPULATION AROUND ŁÓDŹ



.....	100 KM	4 MLN
.....	150 KM	10 MLN
.....	200 KM	20 MLN

SOURCE: www.freemaptools.com

BASIC DATA - COMPARISON



ŁÓDŹ

WARSAW



POPULATION

700 k

2 m+



OFFICE MARKET

12 euro/1 sqm

21 euro/1 sqm



ACCOUNTANT

1 400 euro

2 000 euro



PROCUREMENT
SPECIALIST

1 200 euro

1 500 euro



PRIMARY
HOUSING MARKET

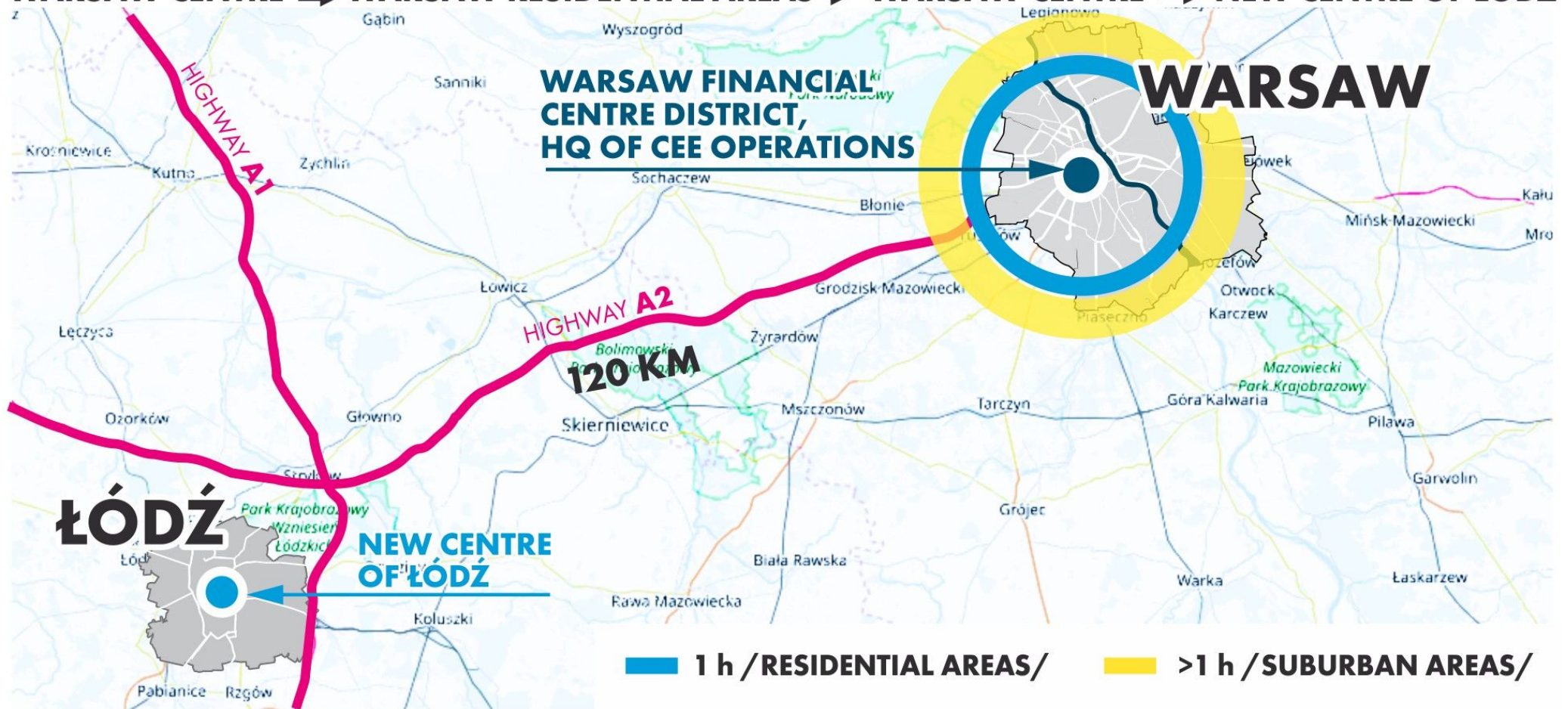
1 000 euro/1 sqm

1 800 euro/1 sqm

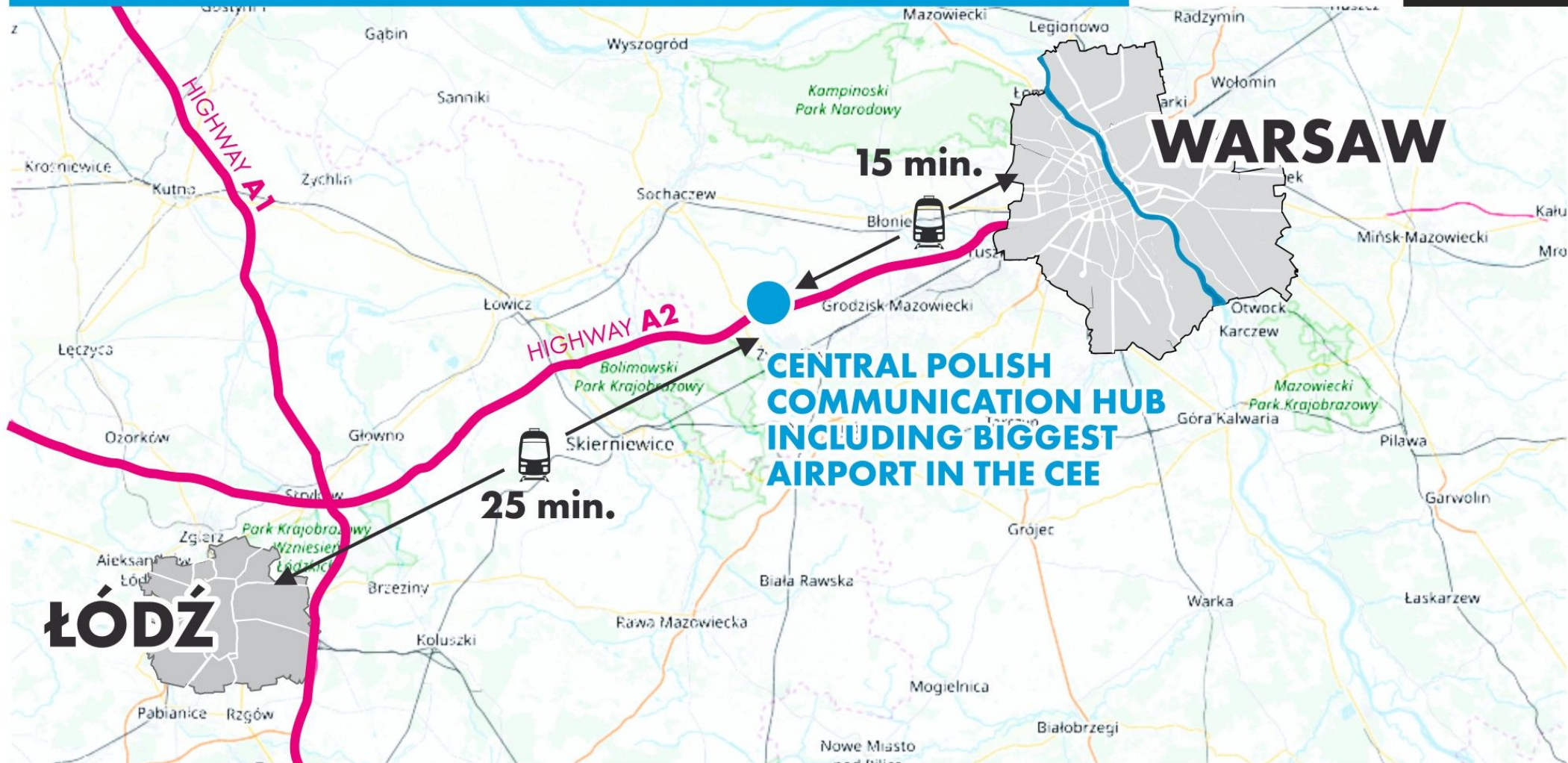
DUOPOLIS – TIME TRAVEL



WARSAW CENTRE  WARSAW RESIDENTIAL AREAS > WARSAW CENTRE  NEW CENTRE OF ŁÓDŹ



DUOPOLIS 2027



WHY WARSAW AIRPORT SHOULD BE CONSIDERED AS ŁÓDŹ AIRPORT AS WELL?



TIME NEEDED TO GET TO WARSAW AIRPORT

1 h 1,5 h

